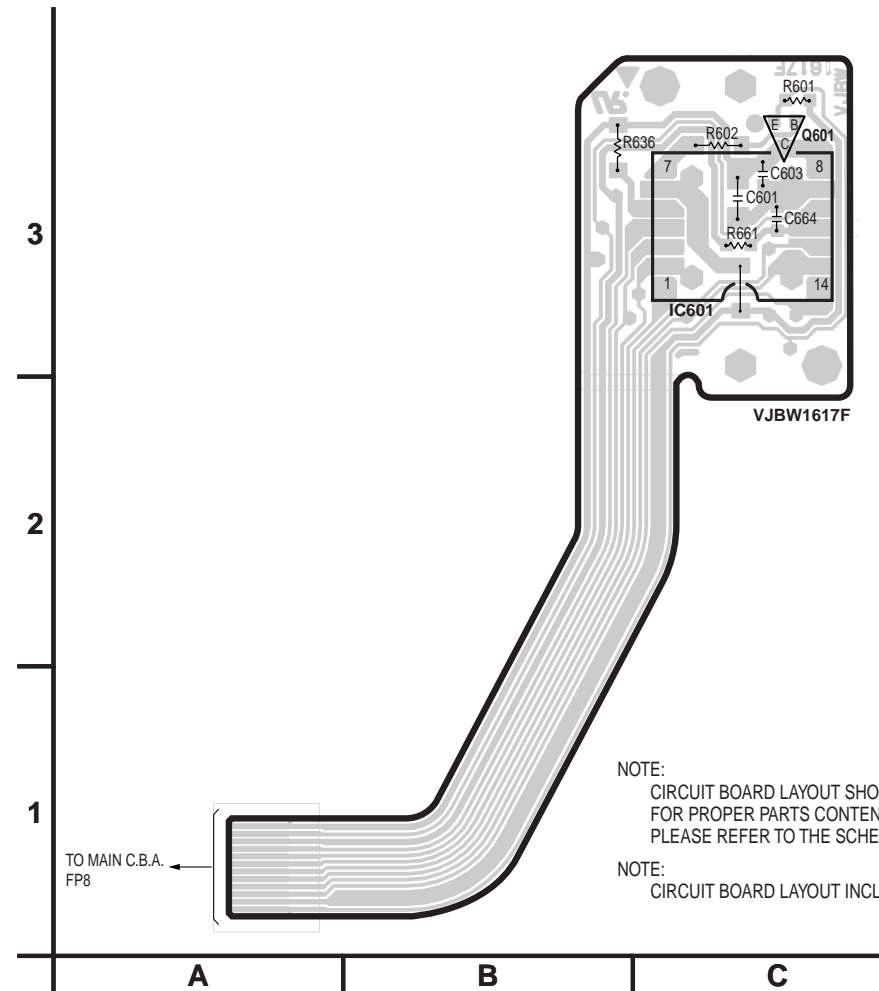


9.4. CCD C.B.A. / PC JACK C.B.A. / TV TUNER JACK C.B.A. (D) / HEAD AMP C.B.A.

CCD C.B.A. LSEQ0548 (A, B, C) / LSEQ0571 (D)



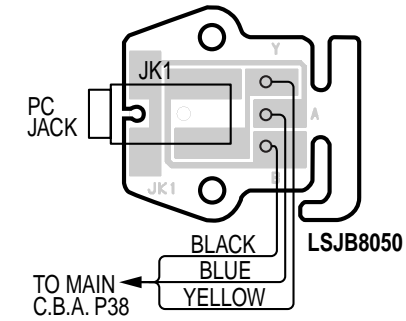
NOTE:  
FOR SCHEMATIC DIAGRAM AND CIRCUIT BOARD LAYOUT NOTES,  
REFER TO BEGINNING OF SCHEMATIC SECTION.

NOTE:  
CIRCUIT BOARD LAYOUT SHOWS COMPONENTS INSTALLED FOR VARIOUS MODELS.  
FOR PROPER PARTS CONTENT FOR THE MODEL YOU ARE SERVICING,  
PLEASE REFER TO THE SCHEMATIC DIAGRAM AND PARTS LIST.

NOTE:  
CIRCUIT BOARD LAYOUT INCLUDES COMPONENTS WHICH ARE NOT USED.

TO MAIN C.B.A. FP8

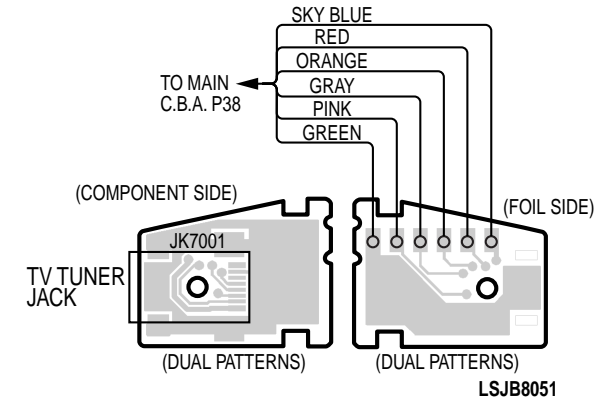
PC JACK C.B.A. LSEP8050A1



COMPARISON CHART OF MODELS & MARKS

MODEL	MARK
PV-L750	A
----	B
PV-L780	C
PV-L850	D

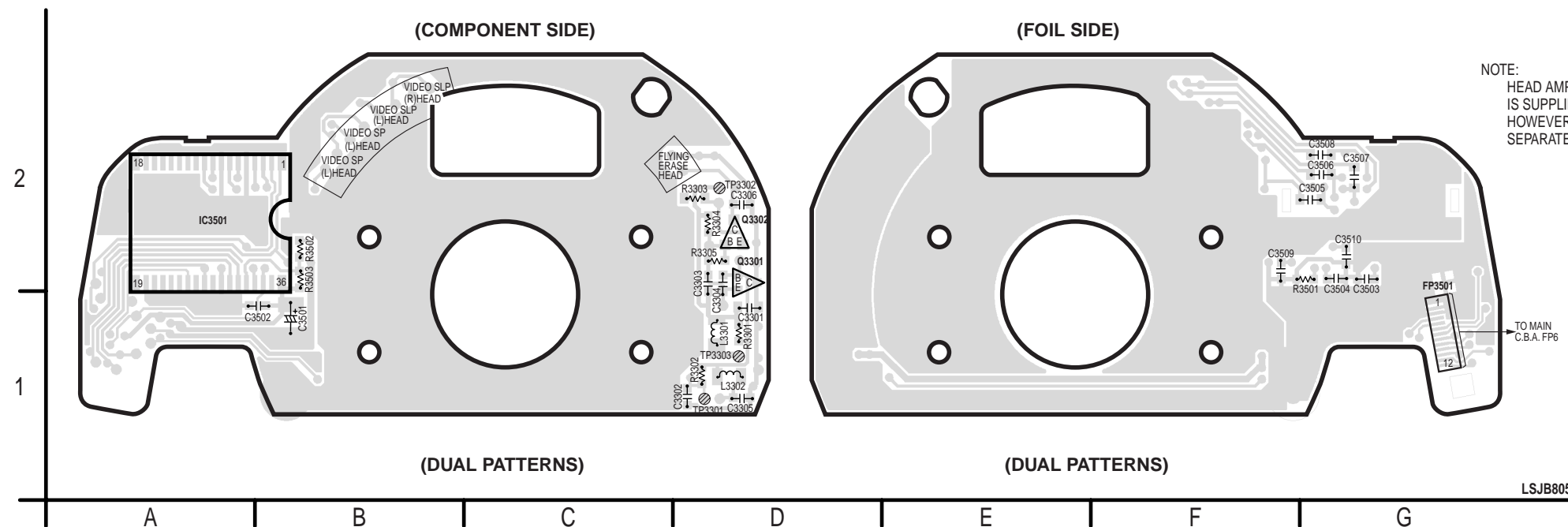
TV TUNER JACK C.B.A. LSEP8051A1 (D)



NOTE:  
REF. NO. "JK7001" (TV TUNER JACK) IS PRINTED AS JK1 ON THE TV TUNER JACK C.B.A.

TO MAIN C.B.A. P38

HEAD AMP C.B.A.



NOTE:  
HEAD AMP C.B.A. WHICH IS LOCATED ON THE LOWER CYLINDER IS SUPPLIED AS A CYLINDER UNIT ONLY.  
HOWEVER, IC3501 (AN3365SB-E1 OR AN3368SB-E1) IS AVAILABLE SEPARATELY AS A REPLACEMENT PART.

TO MAIN C.B.A. FP6